

## William L. Sayre High School

Address	5800 Walnut St. Philadelphia, PA 19139	Grade Range	9-12
Phone / Fax	215.471.2904 / 215.471.3486	Comprehensive CTE	No
Website	www.philasd.org/schools/sayre	Admissions Category	Neighborhood
		Turnaround Model	N/A

## Welcome

The School Progress Report (SPR) provides parents, families, and community members with valuable information on the progress schools are making towards District-wide goals. Each school receives a score and a corresponding performance tier at the overall and domain levels. Each school also receives two rankings: one within all schools of the same grade configuration (City Rank) and one within a peer group of schools with similar student demographics (Peer Rank). A school is designated a City Leader if it ranks first among all schools with the same grade configuration. A school is designated a Peer Leader if it ranks first in its peer group.

## Scoring Summary

TIER: ■ □ □ □ INTERVENE (0-24%) □ ■ □ □ WATCH (25-49%) □ □ ■ □ REINFORCE (50-74%) □ □ □ ■ MODEL (75-100%)

### OVERALL

A school's overall score represents its combined performance on the Achievement, Progress, Climate, and College & Career (for high schools only) domains.

Score	Performance Tier	City Rank (Gap to Leader)	Peer Rank (Gap to Leader)
Less than 10%	<span style="color: purple;">■ □ □ □ INTERVENE</span>	52nd of 53 (N/A)	18th of 19 (N/A)

### Achievement

The Achievement domain measures performance on standardized assessments, including the DRA, PSSA, Keystone Exams, and ACCESS for ELLs.

Less than 10%	<span style="color: purple;">■ □ □ □ INTERVENE</span>	50th of 53 (N/A)	16th of 19 (N/A)
---------------	---	---------------------	---------------------

### Progress

The Progress domain measures growth on standardized assessments and progress towards graduation (for high schools only).

Less than 10%	<span style="color: purple;">■ □ □ □ INTERVENE</span>	51st of 53 (N/A)	17th of 19 (N/A)
---------------	---	---------------------	---------------------

### Climate

The Climate domain measures student engagement and school climate.

Less than 10%	<span style="color: purple;">■ □ □ □ INTERVENE</span>	52nd of 54 (N/A)	17th of 19 (N/A)
---------------	---	---------------------	---------------------

### College & Career

The College & Career domain measures college and career readiness and post-secondary outcomes.

Less than 10%	<span style="color: purple;">■ □ □ □ INTERVENE</span>	49th of 53 (N/A)	14th of 18 (N/A)
---------------	---	---------------------	---------------------

## Coming in 2014-2015

### Equity

The Equity domain will measure growth on standardized assessments for the lowest performers in a school.

### Educator Effectiveness

The Educator Effectiveness domain will measure the effectiveness of school staff.

### Stakeholder Feedback

The Stakeholder Feedback domain will measure the engagement and satisfaction of parents, students, and teachers using feedback from the District-wide Surveys.

Achievement

	Scored Range and Metric Score (◆)	Percentage Earned	Points Earned
Keystone Exam - Algebra I: First-Time Pass Rate	0 ◆ 1 ————— 100	0%	0.00 out of 6.00
Keystone Exam - Algebra I: Re-Test Pass Rate	2 ◆ 5 ————— 100	0%	0.00 out of 3.00
Keystone Exam - Algebra I: % Advanced	1 ◆ 0 — 25	2%	0.01 out of 0.60
Keystone Exam - Biology: First-Time Pass Rate	2 ◆ 1 ————— 100	1%	0.06 out of 6.00
Keystone Exam - Biology: Re-Test Pass Rate	2 ◆ 0 ————— 100	2%	0.06 out of 3.00
Keystone Exam - Biology: % Advanced	0 ◆ 0 — 25	0%	0.00 out of 0.60
Keystone Exam - Literature: First-Time Pass Rate	8 ◆ 8 ————— 100	0%	0.00 out of 6.00
Keystone Exam - Literature: Re-Test Pass Rate	12 ◆ 9 ————— 100	3%	0.09 out of 3.00
Keystone Exam - Literature: % Advanced	0 ◆ 0 — 25	0%	0.00 out of 0.60

TIER: ■■■ INTERVENE (0-24%)   ■■■ WATCH (25-49%)   ■■■ REINFORCE (50-74%)   ■■■ MODEL (75-100%)

Achievement (Cont'd.)

---

Scored Range and Metric Score (◆)    Percentage Earned    Points Earned

ACCESS for ELLs:  
% 4.5 or Above

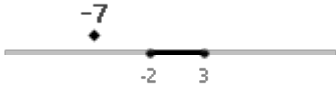

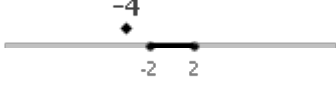

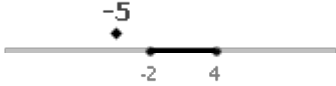





\_\_\_\_\_ Insufficient Sample \_\_\_\_\_

TOTAL



NOTE: This corresponds to a score of "Less than 10%" in the Scoring Summary.

## Progress

	Scored Range and Metric Score (◆)	Percentage Earned	Points Earned
Keystone Exam - Algebra I: Average Growth Index		0% 	<b>0.00</b> out of 8.00
Keystone Exam - Biology: Average Growth Index		0% 	<b>0.00</b> out of 8.00
Keystone Exam - Literature: Average Growth Index		0% 	<b>0.00</b> out of 8.00
ACCESS for ELLs: % Growth in 75th Percentile or Above	_____	Insufficient Sample	_____
% of On-Track Students Earning Credits Required for Promotion		0% 	<b>0.00</b> out of 8.00
% of Off-Track Students Earning Five or More Credits		45% 	<b>1.80</b> out of 4.00

**TOTAL**



NOTE: This corresponds to a score of "Less than 10%" in the Scoring Summary.

Climate

	Scored Range and Metric Score (◆)	Percentage Earned	Points Earned
% of Students Attending 95% or More of Instructional Days		1%	0.08 out of 8.00
Within-Year Retention Rate		0%	0.00 out of 4.00
Across-Year Retention Rate		0%	0.00 out of 4.00
% of Students with Zero In-School Suspensions		100%	1.00 out of 1.00
% of Students with Zero Out-of-School Suspensions		0%	0.00 out of 3.00
Teacher Attendance Rate	Coming in 2014-2015		

TOTAL



NOTE: This corresponds to a score of "Less than 10%" in the Scoring Summary.

College & Career

	Scored Range and Metric Score ( ◆ )	Percentage Earned	Points Earned
Four-Year Cohort Graduation Rate		0%	0.00 out of 6.00
First-Fall College Matriculation Rate		0%	0.00 out of 4.00
Plan and PSAT: Participation and Performance	_____	Coming in 2014-2015	_____
AP, IB, and/or Dual Enrollment: Participation and Performance	_____	Coming in 2014-2015	_____
ACT and SAT: Participation and Performance	_____	Coming in 2014-2015	_____

TOTAL

0%		0.00 out of 10.00
----	--	-------------------

NOTE: This corresponds to a score of "Less than 10%" in the Scoring Summary.

TIER: ■■■■ INTERVENE (0-24%)    ■■■ WATCH (25-49%)    ■■ REINFORCE (50-74%)    ■■■■ MODEL (75-100%)