

## Bache-Martin School

Address	2201 Brown St. Philadelphia, PA 19130	Grade Range	K-8
Phone / Fax	215.684.5074 / 215.684.5446	Comprehensive CTE	No
Website	www.philasd.org/schools/bachemartin	Admissions Category	Neighborhood
		Turnaround Model	N/A

### Welcome

The School Progress Report (SPR) provides parents, families, and community members with valuable information on the progress schools are making towards District-wide goals. Each school receives a score and a corresponding performance tier at the overall and domain levels. Each school also receives two rankings: one within all schools of the same grade configuration (City Rank) and one within a peer group of schools with similar student demographics (Peer Rank). A school is designated a City Leader if it ranks first among all schools with the same grade configuration. A school is designated a Peer Leader if it ranks first in its peer group.

### Scoring Summary

TIER: ■ □ □ □ INTERVENE (0-24%)    □ ■ □ □ WATCH (25-49%)    □ □ ■ □ REINFORCE (50-74%)    □ □ □ ■ MODEL (75-100%)

### OVERALL

A school's overall score represents its combined performance on the Achievement, Progress, Climate, and College & Career (for high schools only) domains.

Score	Performance Tier	City Rank (Gap to Leader)	Peer Rank (Gap to Leader)
23%	<span style="color: purple;">■ □ □ □</span> INTERVENE	72nd of 98 (-58)	17th of 21 (-46)

### Achievement

The Achievement domain measures performance on standardized assessments, including the DRA, PSSA, Keystone Exams, and ACCESS for ELLs.

27%	<span style="color: orange;">□ ■ □ □</span> WATCH	42nd of 98 (-61)	11th of 21 (-24)
-----	--	---------------------	---------------------

### Progress

The Progress domain measures growth on standardized assessments and progress towards graduation (for high schools only).

0%	<span style="color: purple;">■ □ □ □</span> INTERVENE	97th of 98 (-89)	21st of 21 (-87)
----	--	---------------------	---------------------

### Climate

The Climate domain measures student engagement and school climate.

71%	<span style="color: green;">□ □ ■ □</span> REINFORCE	21st of 98 (-29)	3rd of 21 (-2)
-----	---	---------------------	-------------------

### Coming in 2014-2015

#### Equity

The Equity domain will measure growth on standardized assessments for the lowest performers in a school.

#### Educator Effectiveness

The Educator Effectiveness domain will measure the effectiveness of school staff.

#### Stakeholder Feedback

The Stakeholder Feedback domain will measure the engagement and satisfaction of parents, students, and teachers using feedback from the District-wide Surveys.

## Achievement

	Scored Range and Metric Score (◆)	Percentage Earned	Points Earned
DRA (Grades K-2): % at Target Level			<b>1.51</b> out of 2.25
PSSA - Reading (Grade 3): % Proficient or Advanced			<b>1.26</b> out of 3.00
PSSA - Reading (Grade 3): % Advanced			<b>0.42</b> out of 0.75
PSSA - Mathematics: % Proficient or Advanced			<b>1.44</b> out of 6.00
PSSA - Mathematics: % Advanced			<b>0.50</b> out of 1.50
PSSA - Reading (Grades 4-8): % Proficient or Advanced			<b>1.02</b> out of 6.00
PSSA - Reading (Grades 4-8): % Advanced			<b>0.48</b> out of 1.50
PSSA - Science: % Proficient or Advanced			<b>0.51</b> out of 3.00
PSSA - Science: % Advanced			<b>0.02</b> out of 0.75

TIER: ■■■ INTERVENE (0-24%)   ■■■ WATCH (25-49%)   ■■■ REINFORCE (50-74%)   ■■■ MODEL (75-100%)



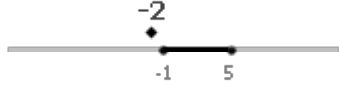

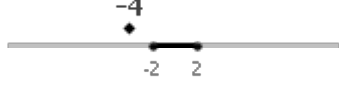

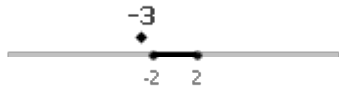





Achievement (Cont'd.)

	Scored Range and Metric Score (◆)	Percentage Earned	Points Earned
PSSA - Writing: % Proficient or Advanced			<b>0.54</b> out of 3.00
PSSA - Writing: % Advanced			<b>0.00</b> out of 0.75
ACCESS for ELLs: % 4.5 or Above	Insufficient Sample		

**TOTAL**

	<b>7.70</b> out of 28.50
--	--------------------------

## Progress

	<u>Scored Range and Metric Score (◆)</u>	<u>Percentage Earned</u>	<u>Points Earned</u>
PSSA - Mathematics: Average Growth Index		0% 	<b>0.00</b> out of 17.50
PSSA - Reading: Average Growth Index		0% 	<b>0.00</b> out of 17.50
PSSA - Science (Grade 4): Average Growth Index		0% 	<b>0.00</b> out of 3.00
PSSA - Science (Grade 8): Average Growth Index		0% 	<b>0.00</b> out of 3.00
PSSA - Writing (Grade 5): Average Growth Index		0% 	<b>0.00</b> out of 3.00
PSSA - Writing (Grade 8): Average Growth Index		0% 	<b>0.00</b> out of 3.00
ACCESS for ELLs: % Growth in 75th Percentile or Above	_____	Insufficient Sample	_____

**TOTAL**



## Climate

	Scored Range and Metric Score ( ◆ )	Percentage Earned	Points Earned
% of Students Attending 95% or More of Instructional Days			<b>4.40</b> out of 8.00
Within-Year Retention Rate			<b>3.52</b> out of 4.00
Across-Year Retention Rate			<b>3.08</b> out of 4.00
% of Students with Zero In-School Suspensions			<b>1.00</b> out of 1.00
% of Students with Zero Out-of-School Suspensions			<b>2.10</b> out of 3.00
Teacher Attendance Rate	Coming in 2014-2015		
<b>TOTAL</b>			
			<b>14.10</b> out of 20.00