

## Overbrook High School

Address	5898 Lancaster Ave. Philadelphia, PA 19131	Grade Range	9-12
Phone / Fax	215.581.5507 / 215.581.3406	Comprehensive CTE	No
Website	www.philasd.org/schools/overbrookhs	Admissions Category	Neighborhood
		Turnaround Model	N/A

## Welcome

The School Progress Report (SPR) provides parents, families, and community members with valuable information on the progress schools are making towards District-wide goals. Each school receives a score and a corresponding performance tier at the overall and domain levels. Each school also receives two rankings: one within all schools of the same grade configuration (City Rank) and one within a peer group of schools with similar student demographics (Peer Rank). A school is designated a City Leader if it ranks first among all schools with the same grade configuration. A school is designated a Peer Leader if it ranks first in its peer group.

## Scoring Summary

TIER: ■ □ □ □ INTERVENE (0-24%) ■ □ □ □ WATCH (25-49%) ■ □ □ □ REINFORCE (50-74%) ■ □ □ □ MODEL (75-100%)

### OVERALL

A school's overall score represents its combined performance on the Achievement, Progress, Climate, and College & Career (for high schools only) domains.

Score	Performance Tier	City Rank (Gap to Leader)	Peer Rank (Gap to Leader)
Less than 10%	<span style="color: purple;">■ □ □ □ INTERVENE</span>	46th of 53 (N/A)	13th of 19 (N/A)

### Achievement

The Achievement domain measures performance on standardized assessments, including the DRA, PSSA, Keystone Exams, and ACCESS for ELLs.

Less than 10%	<span style="color: purple;">■ □ □ □ INTERVENE</span>	33rd of 53 (N/A)	4th of 19 (N/A)
---------------	---	---------------------	--------------------

### Progress

The Progress domain measures growth on standardized assessments and progress towards graduation (for high schools only).

Less than 10%	<span style="color: purple;">■ □ □ □ INTERVENE</span>	48th of 53 (N/A)	15th of 19 (N/A)
---------------	---	---------------------	---------------------

### Climate

The Climate domain measures student engagement and school climate.

13%	<span style="color: purple;">■ □ □ □ INTERVENE</span>	48th of 54 (-87)	13th of 19 (-54)
-----	---	---------------------	---------------------

### College & Career

The College & Career domain measures college and career readiness and post-secondary outcomes.

12%	<span style="color: purple;">■ □ □ □ INTERVENE</span>	44th of 53 (-88)	10th of 18 (-47)
-----	---	---------------------	---------------------

## Coming in 2014-2015

### Equity

The Equity domain will measure growth on standardized assessments for the lowest performers in a school.

### Educator Effectiveness

The Educator Effectiveness domain will measure the effectiveness of school staff.

### Stakeholder Feedback

The Stakeholder Feedback domain will measure the engagement and satisfaction of parents, students, and teachers using feedback from the District-wide Surveys.

## Achievement

	Scored Range and Metric Score (◆)	Percentage Earned	Points Earned
Keystone Exam - Algebra I: First-Time Pass Rate			<b>0.18</b> out of 6.00
Keystone Exam - Algebra I: Re-Test Pass Rate			<b>0.12</b> out of 3.00
Keystone Exam - Algebra I: % Advanced			<b>0.02</b> out of 0.60
Keystone Exam - Biology: First-Time Pass Rate			<b>0.06</b> out of 6.00
Keystone Exam - Biology: Re-Test Pass Rate	_____	Insufficient Sample	_____
Keystone Exam - Biology: % Advanced			<b>0.00</b> out of 0.60
Keystone Exam - Literature: First-Time Pass Rate			<b>0.72</b> out of 6.00
Keystone Exam - Literature: Re-Test Pass Rate			<b>0.51</b> out of 3.00
Keystone Exam - Literature: % Advanced			<b>0.00</b> out of 0.60

## Achievement (Cont'd.)

---

Scored Range and Metric Score (◆)

Percentage Earned

Points Earned

ACCESS for ELLs:  
% 4.5 or Above

Insufficient Sample

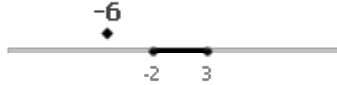



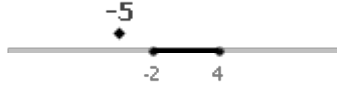





TOTAL

6%

1.61 out of 25.80

NOTE: This corresponds to a score of "Less than 10%" in the Scoring Summary.

## Progress

	Scored Range and Metric Score (◆)	Percentage Earned	Points Earned
Keystone Exam - Algebra I: Average Growth Index		0% 	<b>0.00</b> out of 8.00
Keystone Exam - Biology: Average Growth Index		0% 	<b>0.00</b> out of 8.00
Keystone Exam - Literature: Average Growth Index		0% 	<b>0.00</b> out of 8.00
ACCESS for ELLs: % Growth in 75th Percentile or Above	_____	Insufficient Sample	_____
% of On-Track Students Earning Credits Required for Promotion		9% 	<b>0.72</b> out of 8.00
% of Off-Track Students Earning Five or More Credits		49% 	<b>1.96</b> out of 4.00

**TOTAL**



NOTE: This corresponds to a score of "Less than 10%" in the Scoring Summary.

## Climate

	Scored Range and Metric Score (◆)	Percentage Earned	Points Earned
% of Students Attending 95% or More of Instructional Days		0%	0.00 out of 8.00
Within-Year Retention Rate		12%	0.48 out of 4.00
Across-Year Retention Rate		28%	1.12 out of 4.00
% of Students with Zero In-School Suspensions		100%	1.00 out of 1.00
% of Students with Zero Out-of-School Suspensions		0%	0.00 out of 3.00
Teacher Attendance Rate	Coming in 2014-2015		
<b>TOTAL</b>	<div style="border: 1px solid black; padding: 5px; display: inline-block;"> <b>2.60</b> out of 20.00         </div>		

TIER: ■■■■ INTERVENE (0-24%)    ■■■ WATCH (25-49%)    ■■ REINFORCE (50-74%)    ■■■■ MODEL (75-100%)

## College & Career

	<u>Scored Range and Metric Score (◆)</u>	<u>Percentage Earned</u>	<u>Points Earned</u>
Four-Year Cohort Graduation Rate			<b>0.42</b> out of 6.00
First-Fall College Matriculation Rate			<b>0.76</b> out of 4.00
Plan and PSAT: Participation and Performance	_____	Coming in 2014-2015	_____
AP, IB, and/or Dual Enrollment: Participation and Performance	_____	Coming in 2014-2015	_____
ACT and SAT: Participation and Performance	_____	Coming in 2014-2015	_____
<b>TOTAL</b>			<b>1.18</b> out of 10.00

TIER: ■■■■ INTERVENE (0-24%)    ■■■ WATCH (25-49%)    ■■ REINFORCE (50-74%)    ■■■■ MODEL (75-100%)