

## High School of Engineering and Science

|             |  |                     |                   |
|-------------|--|---------------------|-------------------|
| Address     | 1600 W. Norris St.<br>Philadelphia, PA 19121 | Grade Range         | 9-12              |
| Phone / Fax | 215.684.5079 / 215.684.5151                  | Comprehensive CTE   | No                |
| Website     | www.carver.phila.k12.pa.us                   | Admissions Category | Special Admission |
|             |  | Turnaround Model    | N/A               |

### Welcome

The School Progress Report (SPR) provides parents, families, and community members with valuable information on the progress schools are making towards District-wide goals. Each school receives a score and a corresponding performance tier at the overall and domain levels. Each school also receives two rankings: one within all schools of the same grade configuration (City Rank) and one within a peer group of schools with similar student demographics (Peer Rank). A school is designated a City Leader if it ranks first among all schools with the same grade configuration. A school is designated a Peer Leader if it ranks first in its peer group.

### Scoring Summary

TIER: ■ □ □ □ INTERVENE (0-24%) □ ■ □ □ WATCH (25-49%) □ □ ■ □ REINFORCE (50-74%) □ □ □ ■ MODEL (75-100%)

### OVERALL

A school's overall score represents its combined performance on the Achievement, Progress, Climate, and College & Career (for high schools only) domains.

| <u>Score</u> | <u>Performance Tier</u>                             | <u>City Rank<br/>(Gap to Leader)</u> | <u>Peer Rank<br/>(Gap to Leader)</u> |
|--------------|---|--------------------------------------|--------------------------------------|
| 87%          | <span style="color: blue;">□ □ □ ■<br/>MODEL</span> | 3rd of 53<br>(-9)                    | Peer Leader                          |

### Achievement

The Achievement domain measures performance on standardized assessments, including the DRA, PSSA, Keystone Exams, and ACCESS for ELLs.

|     |  |                    |             |
|-----|--|--------------------|-------------|
| 70% | <span style="color: green;">□ □ ■ □<br/>REINFORCE</span> | 4th of 53<br>(-28) | Peer Leader |
|-----|--|--------------------|-------------|

### Progress

The Progress domain measures growth on standardized assessments and progress towards graduation (for high schools only).

|     |   |                   |             |
|-----|---|-------------------|-------------|
| 90% | <span style="color: blue;">□ □ □ ■<br/>MODEL</span> | 2nd of 53<br>(-7) | Peer Leader |
|-----|---|-------------------|-------------|

### Climate

The Climate domain measures student engagement and school climate.

|     |   |                   |             |
|-----|---|-------------------|-------------|
| 97% | <span style="color: blue;">□ □ □ ■<br/>MODEL</span> | 6th of 54<br>(-3) | Peer Leader |
|-----|---|-------------------|-------------|

### College & Career

The College & Career domain measures college and career readiness and post-secondary outcomes.

|     |   |                   |             |
|-----|---|-------------------|-------------|
| 98% | <span style="color: blue;">□ □ □ ■<br/>MODEL</span> | 2nd of 53<br>(-2) | Peer Leader |
|-----|---|-------------------|-------------|

### Coming in 2014-2015

#### Equity

The Equity domain will measure growth on standardized assessments for the lowest performers in a school.

#### Educator Effectiveness

The Educator Effectiveness domain will measure the effectiveness of school staff.

#### Stakeholder Feedback

The Stakeholder Feedback domain will measure the engagement and satisfaction of parents, students, and teachers using feedback from the District-wide Surveys.

## Achievement

|   | Scored Range and Metric Score (◆) | Percentage Earned   | Points Earned           |
|---|-----------------------------------|---------------------|-------------------------|
| Keystone Exam - Algebra I:<br>First-Time Pass Rate  |                                   |                     | <b>4.26</b> out of 6.00 |
| Keystone Exam - Algebra I:<br>Re-Test Pass Rate     |                                   |                     | <b>1.65</b> out of 3.00 |
| Keystone Exam - Algebra I:<br>% Advanced            |                                   |                     | <b>0.41</b> out of 0.60 |
| Keystone Exam - Biology:<br>First-Time Pass Rate    |                                   |                     | <b>4.14</b> out of 6.00 |
| Keystone Exam - Biology:<br>Re-Test Pass Rate       | _____                             | Insufficient Sample | _____                   |
| Keystone Exam - Biology:<br>% Advanced              |                                   |                     | <b>0.32</b> out of 0.60 |
| Keystone Exam - Literature:<br>First-Time Pass Rate |                                   |                     | <b>4.98</b> out of 6.00 |
| Keystone Exam - Literature:<br>Re-Test Pass Rate    | _____                             | Insufficient Sample | _____                   |
| Keystone Exam - Literature:<br>% Advanced           |                                   |                     | <b>0.12</b> out of 0.60 |

TIER: ■■■ INTERVENE (0-24%)   ■■■ WATCH (25-49%)   ■■■ REINFORCE (50-74%)   ■■■ MODEL (75-100%)

## Achievement (Cont'd.)

---

Scored Range and Metric Score (◆)

Percentage Earned

Points Earned

ACCESS for ELLs:  
% 4.5 or Above

\_\_\_\_\_

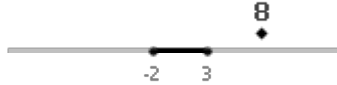

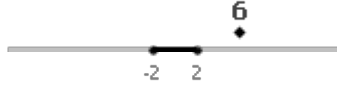






Insufficient Sample

\_\_\_\_\_

TOTAL



## Progress

|  | Scored Range and Metric Score (◆)   | Percentage Earned   | Points Earned             |
|--|---|---|---------------------------|
| Keystone Exam - Algebra I:<br>Average Growth Index               |    |  100%  | <b>8.00</b> out of 8.00   |
| Keystone Exam - Biology:<br>Average Growth Index                 |    |  100%  | <b>8.00</b> out of 8.00   |
| Keystone Exam - Literature:<br>Average Growth Index              |    |  81%   | <b>6.48</b> out of 8.00   |
| ACCESS for ELLs:<br>% Growth in 75th Percentile or Above         | _____   | Insufficient Sample   | _____                     |
| % of On-Track Students Earning<br>Credits Required for Promotion |  |  78% | <b>6.24</b> out of 8.00   |
| % of Off-Track Students Earning<br>Five or More Credits          | _____   | Insufficient Sample   | _____                     |
| <b>TOTAL</b>   |   |  90%  | <b>28.72</b> out of 32.00 |

## Climate

|   | Scored Range and Metric Score ( ◆ ) | Percentage Earned | Points Earned           |
|---|-------------------------------------|-------------------|-------------------------|
| % of Students Attending 95% or More of Instructional Days |                                     |                   | <b>8.00</b> out of 8.00 |
| Within-Year Retention Rate                                |                                     |                   | <b>4.00</b> out of 4.00 |
| Across-Year Retention Rate                                |                                     |                   | <b>3.84</b> out of 4.00 |
| % of Students with Zero In-School Suspensions             |                                     |                   | <b>1.00</b> out of 1.00 |
| % of Students with Zero Out-of-School Suspensions         |                                     |                   | <b>2.58</b> out of 3.00 |
| Teacher Attendance Rate                                   | Coming in 2014-2015                 |                   |                         |
| <b>TOTAL</b>  | <b>19.42</b> out of 20.00           |                   |                         |

## College & Career

|  | <u>Scored Range and Metric Score ( ◆ )</u> | <u>Percentage Earned</u> | <u>Points Earned</u>            |
|--|--|--------------------------|---------------------------------|
| Four-Year Cohort Graduation Rate                                 | <p>53 98 100</p>                           | <p><b>96%</b></p>        | <p><b>5.76</b> out of 6.00</p>  |
| First-Fall College Matriculation Rate                            | <p>23 80 79</p>                            | <p><b>100%</b></p>       | <p><b>4.00</b> out of 4.00</p>  |
| Plan and PSAT:<br>Participation and Performance                  | _____                                      | Coming in 2014-2015      | _____                           |
| AP, IB, and/or Dual Enrollment:<br>Participation and Performance | _____                                      | Coming in 2014-2015      | _____                           |
| ACT and SAT:<br>Participation and Performance                    | _____                                      | Coming in 2014-2015      | _____                           |
| <b>TOTAL</b>   |  | <p><b>98%</b></p>        | <p><b>9.76</b> out of 10.00</p> |

TIER: ■■■■ INTERVENE (0-24%)    ■■■ WATCH (25-49%)    ■■ REINFORCE (50-74%)    ■■■■ MODEL (75-100%)