

## Parkway Center City High School

Address	540 N. 13th St. Philadelphia, PA 19123	Grade Range	9-12
Phone / Fax	215.351.7095 / 215.351.7097	Comprehensive CTE	No
Website	www.philasd.org/schools/parkwaycc	Admissions Category	Special Admission
		Turnaround Model	N/A

### Welcome

The School Progress Report (SPR) provides parents, families, and community members with valuable information on the progress schools are making towards District-wide goals. Each school receives a score and a corresponding performance tier at the overall and domain levels. Each school also receives two rankings: one within all schools of the same grade configuration (City Rank) and one within a peer group of schools with similar student demographics (Peer Rank). A school is designated a City Leader if it ranks first among all schools with the same grade configuration. A school is designated a Peer Leader if it ranks first in its peer group.

### Scoring Summary

TIER: ■ □ □ □ INTERVENE (0-24%) □ ■ □ □ WATCH (25-49%) □ □ ■ □ REINFORCE (50-74%) □ □ □ ■ MODEL (75-100%)

### OVERALL

A school's overall score represents its combined performance on the Achievement, Progress, Climate, and College & Career (for high schools only) domains.

Score	Performance Tier	City Rank (Gap to Leader)	Peer Rank (Gap to Leader)
61%	<div style="display: flex; justify-content: space-around;"> <div style="border: 1px solid black; width: 20px; height: 20px; background-color: white;"></div> <div style="border: 1px solid black; width: 20px; height: 20px; background-color: white;"></div> <div style="border: 1px solid black; width: 20px; height: 20px; background-color: green;"></div> <div style="border: 1px solid black; width: 20px; height: 20px; background-color: white;"></div> </div> <p style="text-align: center; color: green;">REINFORCE</p>	8th of 53 (-35)	Peer Leader

### Achievement

The Achievement domain measures performance on standardized assessments, including the DRA, PSSA, Keystone Exams, and ACCESS for ELLs.

36%	<div style="display: flex; justify-content: space-around;"> <div style="border: 1px solid black; width: 20px; height: 20px; background-color: white;"></div> <div style="border: 1px solid black; width: 20px; height: 20px; background-color: orange;"></div> <div style="border: 1px solid black; width: 20px; height: 20px; background-color: white;"></div> <div style="border: 1px solid black; width: 20px; height: 20px; background-color: white;"></div> </div> <p style="text-align: center; color: orange;">WATCH</p>	11th of 53 (-62)	Peer Leader
-----	---	---------------------	-------------

### Progress

The Progress domain measures growth on standardized assessments and progress towards graduation (for high schools only).

73%	<div style="display: flex; justify-content: space-around;"> <div style="border: 1px solid black; width: 20px; height: 20px; background-color: white;"></div> <div style="border: 1px solid black; width: 20px; height: 20px; background-color: white;"></div> <div style="border: 1px solid black; width: 20px; height: 20px; background-color: green;"></div> <div style="border: 1px solid black; width: 20px; height: 20px; background-color: white;"></div> </div> <p style="text-align: center; color: green;">REINFORCE</p>	6th of 53 (-24)	Peer Leader
-----	---	--------------------	-------------

### Climate

The Climate domain measures student engagement and school climate.

63%	<div style="display: flex; justify-content: space-around;"> <div style="border: 1px solid black; width: 20px; height: 20px; background-color: white;"></div> <div style="border: 1px solid black; width: 20px; height: 20px; background-color: white;"></div> <div style="border: 1px solid black; width: 20px; height: 20px; background-color: green;"></div> <div style="border: 1px solid black; width: 20px; height: 20px; background-color: white;"></div> </div> <p style="text-align: center; color: green;">REINFORCE</p>	21st of 54 (-37)	6th of 12 (-22)
-----	---	---------------------	--------------------

### College & Career

The College & Career domain measures college and career readiness and post-secondary outcomes.

78%	<div style="display: flex; justify-content: space-around;"> <div style="border: 1px solid black; width: 20px; height: 20px; background-color: white;"></div> <div style="border: 1px solid black; width: 20px; height: 20px; background-color: white;"></div> <div style="border: 1px solid black; width: 20px; height: 20px; background-color: white;"></div> <div style="border: 1px solid black; width: 20px; height: 20px; background-color: blue;"></div> </div> <p style="text-align: center; color: blue;">MODEL</p>	16th of 53 (-22)	4th of 12 (-11)
-----	---	---------------------	--------------------

### Coming in 2014-2015

#### Equity

The Equity domain will measure growth on standardized assessments for the lowest performers in a school.

#### Educator Effectiveness

The Educator Effectiveness domain will measure the effectiveness of school staff.

#### Stakeholder Feedback

The Stakeholder Feedback domain will measure the engagement and satisfaction of parents, students, and teachers using feedback from the District-wide Surveys.

## Achievement

	Scored Range and Metric Score ( ◆ )	Percentage Earned	Points Earned
Keystone Exam - Algebra I: First-Time Pass Rate			<b>2.70</b> out of 6.00
Keystone Exam - Algebra I: Re-Test Pass Rate			<b>0.63</b> out of 3.00
Keystone Exam - Algebra I: % Advanced			<b>0.13</b> out of 0.60
Keystone Exam - Biology: First-Time Pass Rate			<b>0.78</b> out of 6.00
Keystone Exam - Biology: Re-Test Pass Rate	_____	Insufficient Sample	_____
Keystone Exam - Biology: % Advanced			<b>0.02</b> out of 0.60
Keystone Exam - Literature: First-Time Pass Rate			<b>3.96</b> out of 6.00
Keystone Exam - Literature: Re-Test Pass Rate	_____	Insufficient Sample	_____
Keystone Exam - Literature: % Advanced			<b>0.09</b> out of 0.60

TIER: ■■■■ INTERVENE (0-24%)    ■■■■ WATCH (25-49%)    ■■■■ REINFORCE (50-74%)    ■■■■ MODEL (75-100%)

## Achievement (Cont'd.)

---

Scored Range and Metric Score (◆)

Percentage Earned

Points Earned

ACCESS for ELLs:  
% 4.5 or Above

\_\_\_\_\_

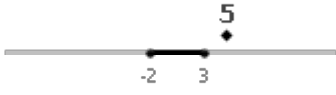

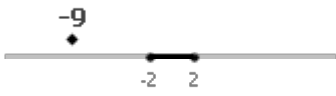

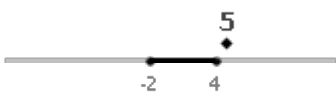




Insufficient Sample

\_\_\_\_\_

TOTAL




## Progress

	Scored Range and Metric Score (◆)	Percentage Earned	Points Earned
Keystone Exam - Algebra I: Average Growth Index		 100%	<b>8.00</b> out of 8.00
Keystone Exam - Biology: Average Growth Index		0% 	<b>0.00</b> out of 8.00
Keystone Exam - Literature: Average Growth Index		 100%	<b>8.00</b> out of 8.00
ACCESS for ELLs: % Growth in 75th Percentile or Above	_____	Insufficient Sample	_____
% of On-Track Students Earning Credits Required for Promotion		 90%	<b>7.20</b> out of 8.00
% of Off-Track Students Earning Five or More Credits	_____	Insufficient Sample	_____
<b>TOTAL</b>		 <b>73%</b>	<b>23.20</b> out of 32.00

## Climate

	Scored Range and Metric Score ( ◆ )	Percentage Earned	Points Earned
% of Students Attending 95% or More of Instructional Days			<b>4.00</b> out of 8.00
Within-Year Retention Rate			<b>3.12</b> out of 4.00
Across-Year Retention Rate			<b>3.00</b> out of 4.00
% of Students with Zero In-School Suspensions			<b>1.00</b> out of 1.00
% of Students with Zero Out-of-School Suspensions			<b>1.53</b> out of 3.00
Teacher Attendance Rate	Coming in 2014-2015		

**TOTAL**



## College & Career

	<u>Scored Range and Metric Score ( ◆ )</u>	<u>Percentage Earned</u>	<u>Points Earned</u>
Four-Year Cohort Graduation Rate			<b>4.74</b> out of 6.00
First-Fall College Matriculation Rate			<b>3.08</b> out of 4.00
Plan and PSAT: Participation and Performance	_____	Coming in 2014-2015	_____
AP, IB, and/or Dual Enrollment: Participation and Performance	_____	Coming in 2014-2015	_____
ACT and SAT: Participation and Performance	_____	Coming in 2014-2015	_____
<b>TOTAL</b>			<b>7.82</b> out of 10.00

TIER: ■■■■ INTERVENE (0-24%)    ■■■ WATCH (25-49%)    ■■ REINFORCE (50-74%)    ■■■■ MODEL (75-100%)