

William W. Bodine High School

Address	1101 N. 4th St. Philadelphia, PA 19123	Grade Range	9-12
Phone / Fax	215.351.7332 / 215.351.7370	Comprehensive CTE	No
Website	www.philasd.org/schools/bodine	Admissions Category	Special Admission
		Turnaround Model	N/A

Welcome


The School Progress Report (SPR) provides parents, families, and community members with valuable information on the progress schools are making towards District-wide goals. Each school receives a score and a corresponding performance tier at the overall and domain levels. Each school also receives two rankings: one within all schools of the same grade configuration (City Rank) and one within a peer group of schools with similar student demographics (Peer Rank). A school is designated a City Leader if it ranks first among all schools with the same grade configuration. A school is designated a Peer Leader if it ranks first in its peer group.

Scoring Summary

TIER: ■ □ □ □ INTERVENE (0-24%) □ ■ □ □ WATCH (25-49%) □ □ ■ □ REINFORCE (50-74%) □ □ □ ■ MODEL (75-100%)

OVERALL

A school's overall score represents its combined performance on the Achievement, Progress, Climate, and College & Career (for high schools only) domains.

Score	Performance Tier	City Rank (Gap to Leader)	Peer Rank (Gap to Leader)
77%	 MODEL	5th of 53 (-19)	2nd of 5 (-10)

Achievement

The Achievement domain measures performance on standardized assessments, including the DRA, PSSA, Keystone Exams, and ACCESS for ELLs.

62%	 REINFORCE	5th of 53 (-36)	2nd of 5 (-8)
-----	---	--------------------	------------------

Progress

The Progress domain measures growth on standardized assessments and progress towards graduation (for high schools only).

80%	 MODEL	5th of 53 (-17)	2nd of 5 (-10)
-----	---	--------------------	-------------------


Climate

The Climate domain measures student engagement and school climate.

85%	 MODEL	9th of 54 (-15)	2nd of 5 (-12)
-----	---	--------------------	-------------------

College & Career

The College & Career domain measures college and career readiness and post-secondary outcomes.

87%	 MODEL	12th of 53 (-13)	4th of 5 (-11)
-----	---	---------------------	-------------------

Coming in 2014-2015

Equity

The Equity domain will measure growth on standardized assessments for the lowest performers in a school.

Educator Effectiveness

The Educator Effectiveness domain will measure the effectiveness of school staff.

Stakeholder Feedback

The Stakeholder Feedback domain will measure the engagement and satisfaction of parents, students, and teachers using feedback from the District-wide Surveys.

Achievement

	Scored Range and Metric Score (◆)	Percentage Earned	Points Earned
Keystone Exam - Algebra I: First-Time Pass Rate			4.08 out of 6.00
Keystone Exam - Algebra I: Re-Test Pass Rate			1.38 out of 3.00
Keystone Exam - Algebra I: % Advanced			0.32 out of 0.60
Keystone Exam - Biology: First-Time Pass Rate			3.06 out of 6.00
Keystone Exam - Biology: Re-Test Pass Rate	_____	Insufficient Sample	_____
Keystone Exam - Biology: % Advanced			0.23 out of 0.60
Keystone Exam - Literature: First-Time Pass Rate			4.86 out of 6.00
Keystone Exam - Literature: Re-Test Pass Rate	_____	Insufficient Sample	_____
Keystone Exam - Literature: % Advanced			0.16 out of 0.60

TIER: ■■■■ INTERVENE (0-24%) ■■■ WATCH (25-49%) ■■ REINFORCE (50-74%) ■■■■ MODEL (75-100%)

Achievement (Cont'd.)

Scored Range and Metric Score (◆)

Percentage Earned

Points Earned



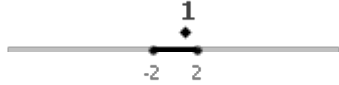

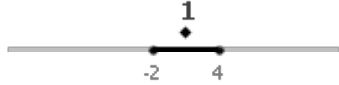
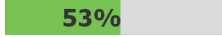



ACCESS for ELLs:
% 4.5 or Above

Insufficient Sample

TOTAL



Progress

	Scored Range and Metric Score (◆)	Percentage Earned	Points Earned
Keystone Exam - Algebra I: Average Growth Index		 100%	8.00 out of 8.00
Keystone Exam - Biology: Average Growth Index		 80%	6.40 out of 8.00
Keystone Exam - Literature: Average Growth Index		 53%	4.24 out of 8.00
ACCESS for ELLs: % Growth in 75th Percentile or Above	_____	Insufficient Sample	_____
% of On-Track Students Earning Credits Required for Promotion		 85%	6.80 out of 8.00
% of Off-Track Students Earning Five or More Credits	_____	Insufficient Sample	_____
TOTAL		 80%	25.44 out of 32.00

Climate



College & Career

	<u>Scored Range and Metric Score (◆)</u>	<u>Percentage Earned</u>	<u>Points Earned</u>
Four-Year Cohort Graduation Rate			5.34 out of 6.00
First-Fall College Matriculation Rate			3.36 out of 4.00
Plan and PSAT: Participation and Performance	_____	Coming in 2014-2015	_____
AP, IB, and/or Dual Enrollment: Participation and Performance	_____	Coming in 2014-2015	_____
ACT and SAT: Participation and Performance	_____	Coming in 2014-2015	_____
TOTAL			8.70 out of 10.00

TIER: ■■■■ INTERVENE (0-24%) ■■■ WATCH (25-49%) ■■ REINFORCE (50-74%) ■■■■ MODEL (75-100%)