

## Isaac A. Sheppard School

Address	120 W. Cambria St. Philadelphia, PA 19133	Grade Range	K-4
Phone / Fax	215.291.4711 / 215.291.4156	Comprehensive CTE	No
Website	www.philasd.org/schools/sheppard	Admissions Category	Neighborhood
		Turnaround Model	N/A

### Welcome

The School Progress Report (SPR) provides parents, families, and community members with valuable information on the progress schools are making towards District-wide goals. Each school receives a score and a corresponding performance tier at the overall and domain levels. Each school also receives two rankings: one within all schools of the same grade configuration (City Rank) and one within a peer group of schools with similar student demographics (Peer Rank). A school is designated a City Leader if it ranks first among all schools with the same grade configuration. A school is designated a Peer Leader if it ranks first in its peer group.

### Scoring Summary

TIER: ■ □ □ □ INTERVENE (0-24%) □ ■ □ □ WATCH (25-49%) □ □ ■ □ REINFORCE (50-74%) □ □ □ ■ MODEL (75-100%)

### OVERALL

A school's overall score represents its combined performance on the Achievement, Progress, Climate, and College & Career (for high schools only) domains.

Score	Performance Tier	City Rank (Gap to Leader)	Peer Rank (Gap to Leader)
23%	<span style="color: purple;">■ □ □ □</span> INTERVENE	52nd of 63 (-61)	11th of 16 (-33)

### Achievement

The Achievement domain measures performance on standardized assessments, including the DRA, PSSA, Keystone Exams, and ACCESS for ELLs.

13%	<span style="color: purple;">■ □ □ □</span> INTERVENE	44th of 63 (-60)	10th of 16 (-26)
-----	--	---------------------	---------------------

### Progress

The Progress domain measures growth on standardized assessments and progress towards graduation (for high schools only).

33%	<span style="color: orange;">□ ■ □ □</span> WATCH	41st of 63 (-53)	7th of 16 (-42)
-----	--	---------------------	--------------------

### Climate

The Climate domain measures student engagement and school climate.

12%	<span style="color: purple;">■ □ □ □</span> INTERVENE	62nd of 64 (-88)	17th of 17 (-64)
-----	--	---------------------	---------------------

### Coming in 2014-2015

#### Equity

The Equity domain will measure growth on standardized assessments for the lowest performers in a school.

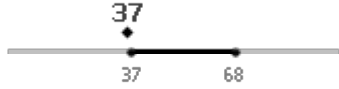
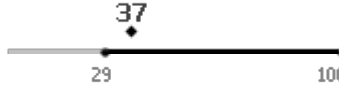







#### Educator Effectiveness

The Educator Effectiveness domain will measure the effectiveness of school staff.

#### Stakeholder Feedback

The Stakeholder Feedback domain will measure the engagement and satisfaction of parents, students, and teachers using feedback from the District-wide Surveys.

## Achievement

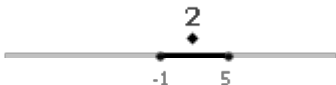



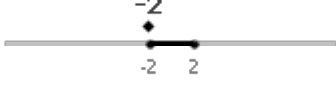



	Scored Range and Metric Score (◆)	Percentage Earned	Points Earned
DRA (Grades K-2): % at Target Level		0%	0.00 out of 2.25
PSSA - Reading (Grade 3): % Proficient or Advanced		11%	0.33 out of 3.00
PSSA - Reading (Grade 3): % Advanced		6%	0.05 out of 0.75
PSSA - Mathematics: % Proficient or Advanced		26%	1.56 out of 6.00
PSSA - Mathematics: % Advanced		41%	0.62 out of 1.50
PSSA - Reading (Grades 4-8): % Proficient or Advanced		10%	0.60 out of 6.00
PSSA - Reading (Grades 4-8): % Advanced		0%	0.00 out of 1.50
PSSA - Science: % Proficient or Advanced		5%	0.15 out of 3.00
PSSA - Science: % Advanced		21%	0.16 out of 0.75

TIER: ■■■ INTERVENE (0-24%)   ■■■ WATCH (25-49%)   ■■■ REINFORCE (50-74%)   ■■■ MODEL (75-100%)

## Achievement (Cont'd.)

	<u>Scored Range and Metric Score (◆)</u>	<u>Percentage Earned</u>	<u>Points Earned</u>
PSSA - Writing: % Proficient or Advanced	_____	Not Applicable	_____
PSSA - Writing: % Advanced	_____	Not Applicable	_____
ACCESS for ELLs: % 4.5 or Above	<p>15 ◆ 15      42</p>	0%	<b>0.00</b> out of 1.50
<b>TOTAL</b>		<b>13%</b>	<b>3.47</b> out of 26.25

## Progress

	<u>Scored Range and Metric Score (◆)</u>	<u>Percentage Earned</u>	<u>Points Earned</u>
PSSA - Mathematics: Average Growth Index			<b>7.70</b> out of 17.50
PSSA - Reading: Average Growth Index			<b>6.83</b> out of 17.50
PSSA - Science (Grade 4): Average Growth Index			<b>0.15</b> out of 5.00
PSSA - Writing (Grade 5): Average Growth Index	_____	Not Applicable	_____
ACCESS for ELLs: % Growth in 75th Percentile or Above			<b>0.00</b> out of 5.00

**TOTAL**

	<b>14.68</b> out of 45.00
--	---------------------------

## Climate

	Scored Range and Metric Score (◆)	Percentage Earned	Points Earned
% of Students Attending 95% or More of Instructional Days		0%	0.00 out of 8.00
Within-Year Retention Rate		37%	1.48 out of 4.00
Across-Year Retention Rate		0%	0.00 out of 4.00
% of Students with Zero In-School Suspensions		100%	1.00 out of 1.00
% of Students with Zero Out-of-School Suspensions		0%	0.00 out of 3.00
Teacher Attendance Rate	Coming in 2014-2015		
<b>TOTAL</b>	<div style="border: 1px solid black; padding: 5px; display: inline-block;"> <span style="margin-left: 20px;"><b>2.48</b> out of 20.00</span> </div>		