

## Honorable Luis Munoz-Marin School

Address	3300 N. 3rd St. Philadelphia, PA 19140	Grade Range	K-8
Phone / Fax	215.291.8825 / 215.291.8845	Comprehensive CTE	No
Website	www.philasd.org/schools/marin	Admissions Category	Neighborhood
		Turnaround Model	N/A

### Welcome

The School Progress Report (SPR) provides parents, families, and community members with valuable information on the progress schools are making towards District-wide goals. Each school receives a score and a corresponding performance tier at the overall and domain levels. Each school also receives two rankings: one within all schools of the same grade configuration (City Rank) and one within a peer group of schools with similar student demographics (Peer Rank). A school is designated a City Leader if it ranks first among all schools with the same grade configuration. A school is designated a Peer Leader if it ranks first in its peer group.

### Scoring Summary

TIER: ■ □ □ □ INTERVENE (0-24%)    □ ■ □ □ WATCH (25-49%)    □ □ ■ □ REINFORCE (50-74%)    □ □ □ ■ MODEL (75-100%)

### OVERALL

A school's overall score represents its combined performance on the Achievement, Progress, Climate, and College & Career (for high schools only) domains.

Score	Performance Tier	City Rank (Gap to Leader)	Peer Rank (Gap to Leader)
Less than 10%	<span style="color: purple;">■ □ □ □</span> INTERVENE	95th of 98 (N/A)	42nd of 45 (N/A)

### Achievement

The Achievement domain measures performance on standardized assessments, including the DRA, PSSA, Keystone Exams, and ACCESS for ELLs.

14%	<span style="color: purple;">■ □ □ □</span> INTERVENE	68th of 98 (-74)	18th of 45 (-19)
-----	--	---------------------	---------------------

### Progress

The Progress domain measures growth on standardized assessments and progress towards graduation (for high schools only).

Less than 10%	<span style="color: purple;">■ □ □ □</span> INTERVENE	97th of 98 (N/A)	45th of 45 (N/A)
---------------	--	---------------------	---------------------

### Climate

The Climate domain measures student engagement and school climate.

26%	<span style="color: orange;">□ ■ □ □</span> WATCH	79th of 98 (-74)	26th of 45 (-48)
-----	--	---------------------	---------------------

### Coming in 2014-2015

#### Equity

The Equity domain will measure growth on standardized assessments for the lowest performers in a school.

#### Educator Effectiveness

The Educator Effectiveness domain will measure the effectiveness of school staff.

#### Stakeholder Feedback

The Stakeholder Feedback domain will measure the engagement and satisfaction of parents, students, and teachers using feedback from the District-wide Surveys.

Achievement

	Scored Range and Metric Score (◆)	Percentage Earned	Points Earned
DRA (Grades K-2): % at Target Level			<b>0.79</b> out of 2.25
PSSA - Reading (Grade 3): % Proficient or Advanced			<b>1.02</b> out of 3.00
PSSA - Reading (Grade 3): % Advanced			<b>0.27</b> out of 0.75
PSSA - Mathematics: % Proficient or Advanced			<b>0.78</b> out of 6.00
PSSA - Mathematics: % Advanced			<b>0.06</b> out of 1.50
PSSA - Reading (Grades 4-8): % Proficient or Advanced			<b>0.60</b> out of 6.00
PSSA - Reading (Grades 4-8): % Advanced			<b>0.06</b> out of 1.50
PSSA - Science: % Proficient or Advanced			<b>0.42</b> out of 3.00
PSSA - Science: % Advanced			<b>0.08</b> out of 0.75

TIER: ■■■ INTERVENE (0-24%) ■■■ WATCH (25-49%) ■■■ REINFORCE (50-74%) ■■■ MODEL (75-100%)





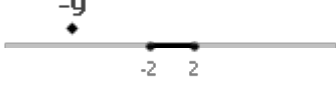



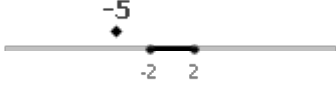

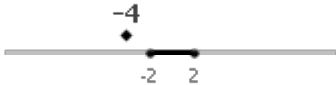



## Achievement (Cont'd.)

	Scored Range and Metric Score (◆)	Percentage Earned	Points Earned
PSSA - Writing: % Proficient or Advanced		0%	<b>0.00</b> out of 3.00
PSSA - Writing: % Advanced		0%	<b>0.00</b> out of 0.75
ACCESS for ELLs: % 4.5 or Above		0%	<b>0.00</b> out of 1.50

**TOTAL**



## Progress

	Scored Range and Metric Score (◆)	Percentage Earned	Points Earned
PSSA - Mathematics: Average Growth Index		0% 	<b>0.00</b> out of 17.50
PSSA - Reading: Average Growth Index		0% 	<b>0.00</b> out of 17.50
PSSA - Science (Grade 4): Average Growth Index		0% 	<b>0.00</b> out of 3.00
PSSA - Science (Grade 8): Average Growth Index		0% 	<b>0.00</b> out of 3.00
PSSA - Writing (Grade 5): Average Growth Index		0% 	<b>0.00</b> out of 3.00
PSSA - Writing (Grade 8): Average Growth Index		0% 	<b>0.00</b> out of 3.00
ACCESS for ELLs: % Growth in 75th Percentile or Above		0% 	<b>0.00</b> out of 3.00

**TOTAL**



NOTE: This corresponds to a score of "Less than 10%" in the Scoring Summary.

## Climate

