

South Philadelphia High School

Governance District
 Address 2101 S. Broad St.
 Philadelphia, PA 19148
 Phone/Fax 215-952-6220 / 215-551-2275
 Website www.philasd.org/schools/southphila

Report Type High School
 Enrollment 761
 Grade Range 9-12
 Admissions Category Neighborhood
 Turnaround Model N/A

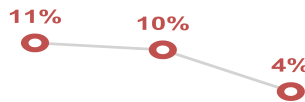
Performance Tiers

■ INTERVENE (0-24%)
 ■ WATCH (25-49%)
 ■ REINFORCE (50-74%)
 ■ MODEL (75-100%)

2012-13 2013-14 2014-15 CITY RANK PEER RANK

OVERALL: 4% INTERVENE

A school's overall score represents its combined performance on the Achievement, Progress, Climate, and College & Career (for high schools only) domains.



81st
out of 82

12th
out of 12

Achievement: 2% Intervene

The Achievement domain measures performance on standardized assessments, including PSSA, Keystone Exams, ACCESS for ELLs, and reading assessments.

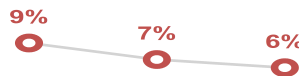


60th
out of 80

9th
out of 12

Progress: 6% Intervene

The Progress domain measures growth on standardized assessments and progress towards graduation (for high schools only).

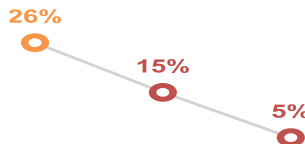


80th
out of 82

11th
out of 12

Climate: 5% Intervene

The Climate domain measures school climate and student and parent/guardian engagement.

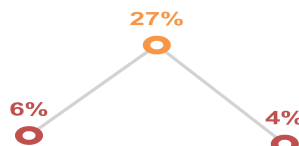


76th
out of 80

12th
out of 12

College & Career: 4% Intervene

The College & Career domain measures college and career readiness and post-secondary outcomes.



63rd
out of 76

10th
out of 11

Achievement

METRIC	METRIC SCORE	TIER	POINTS EARNED
--------	--------------	------	---------------

Keystone Exam - Algebra I

First-Time Pass Rate	7%	INTERVENE	0.00 out of 6
Re-test Pass Rate	4%	INTERVENE	0.00 out of 3
% Advanced	0%	INTERVENE	0.01 out of 0.5

Keystone Exam - Biology

First-Time Pass Rate	4%	INTERVENE	0.00 out of 6
Re-test Pass Rate	4%	INTERVENE	0.00 out of 3
% Advanced	0%	INTERVENE	0.00 out of 0.5

Keystone Exam - Literature

First-Time Pass Rate	14%	INTERVENE	0.00 out of 6
Re-test Pass Rate	14%	INTERVENE	0.00 out of 3
% Advanced	0%	INTERVENE	0.00 out of 0.5

Access for ELLs: % 4.5 or Above	28%	WATCH	0.54 out of 1.5
------------------------------------	-----	-------	-----------------

Achievement Total:

2%

INTERVENE

0.55
out of 30

Progress

METRIC	METRIC SCORE	TIER	POINTS EARNED
Keystone Exam - Algebra I: Average Growth Index (AGI)	-8.20	INTERVENE	0.00 out of 6.5
Keystone Exam - Biology: Average Growth Index (AGI)	-4.11	INTERVENE	0.00 out of 6.5
Keystone Exam - Literature: Average Growth Index (AGI)	-2.31	INTERVENE	0.00 out of 6.5
% of On-Track Students Earning Credits Required For Promotion	72%	INTERVENE	0.46 out of 8
% of Off-Track Students Earning Five or More Credits	34%	INTERVENE	0.00 out of 6
ACCESS for ELLs: % Growth in 75th Percentile or Above	17%	INTERVENE	0.00 out of 2

Progress, On Equity

Keystone Exam - Algebra I: AGI for Lowest-Performing 20% of Students	0.28	WATCH	0.64 out of 1.5
Keystone Exam - Biology: AGI for Lowest-Performing 20% of Students	0.71	REINFORCE	0.86 out of 1.5
Keystone Exam - Literature: AGI for Lowest-Performing 20% of Students	-0.15	WATCH	0.43 out of 1.5

Progress Total:

6%

INTERVENE

2.38
out of 40

Climate

METRIC	METRIC SCORE	TIER	POINTS EARNED
% of Students Attending 95% or More of Instructional Days	14%	INTERVENE	0.00 out of 8
Annual Retention Rate	71%	INTERVENE	0.00 out of 6
% of Students with Zero In-School Suspensions	100%	MODEL	0.50 out of 0.5
% of Students with Zero Out-of-School Suspensions	75%	INTERVENE	0.44 out of 2.5
Student Survey: School Climate Rating (% of students responding most positively)	0%	INTERVENE	0.00 out of 1
Parent Survey: School Climate Rating (% of parents responding most positively)	0%	INTERVENE	0.00 out of 1
Parent/Guardian Survey: Participation Rate	0%	INTERVENE	0.00 out of 1
Climate Total:	5%	INTERVENE	0.94 out of 20

College & Career

METRIC	METRIC SCORE	TIER	POINTS EARNED
Four-Year Cohort Graduation Rate	62%	INTERVENE	0.00 out of 6
First-Fall College Matriculation Rate	35%	INTERVENE	0.37 out of 2
AP & IB Exams Participation & Performance	0%	INTERVENE	0.00 out of 1
SAT & ACT Exams Participation & Performance	1%	INTERVENE	0.00 out of 1
FAFSA Completion Rate*			SEE NOTE FOR SY 2014-2015

College & Career Total: **4%** **INTERVENE** **0.37**
out of 10

*Starting in School Year 2014-2015, FAFSA data transitioned from a Federal pilot program to the Pennsylvania Higher Education Assistance Agency (PHEAA). The data received could not be validated, and is therefore being suppressed for School Year 2014-2015.

Educator Effectiveness

Teacher effectiveness measures are being described in the School Progress Report, but not included in the SPR rating, to share data we are gathering to monitor and support teacher practice. This information is also used to develop responsive and customized professional learning for teachers to ensure that all students have access to great teachers. Here are some important details to contextualize the teacher effectiveness data reported in the SPR.

- Teachers in a formal observation year who fail to receive a required observation receive a default observation score of 2 (Proficient) for any missing observation data, which may inflate the overall scores.
- Until district-wide, inter-rater reliability norming is held for all principals, observation scores may vary significantly across schools and observers. As a result, comparisons of scores between schools may not be meaningful.
- The district's observation tool evaluates 10 components of the Danielson Framework for Teaching. Therefore, comparing SDP's observation scores to scores evaluated against all 22 components of the Danielson Framework may not be meaningful.

EDUCATOR EFFECTIVENESS INDICATORS

Percentage of Teachers Receiving an Effectiveness Rating of Distinguished (43 of 62 teachers in this school were in a formal observation year)	0%
Percentage of Teachers Receiving an Observation Score of Distinguished in Instruction (43 of 62 teachers in this school were in a formal observation year)	0%
Percentage of Teachers Attending 95% or More of Days	54%
Student Survey: Student Perception of Quality of Teacher Practice (% of students responding most positively)	0%