

# Parkway Center City High School

Governance District  
 Address 540 N. 13th St.  
 Philadelphia, PA 19123  
 Phone/Fax 215-351-7095 / 215-351-7097  
 Website www.philasd.org/schools/parkwaycc

Report Type High School  
 Enrollment 535  
 Grade Range 9-12  
 Admissions Category Special Admit  
 Turnaround Model N/A

## Performance Tiers

■ INTERVENE (0-24%)    
 ■ WATCH (25-49%)    
 ■ REINFORCE (50-74%)    
 ■ MODEL (75-100%)

2012-13     2013-14     2014-15     CITY RANK     PEER RANK

## OVERALL: 59% REINFORCE

A school's overall score represents its combined performance on the Achievement, Progress, Climate, and College & Career (for high schools only) domains.

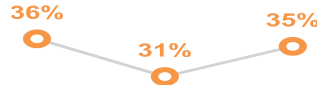


11th  
out of 82

2nd  
out of 25

## Achievement: 35% Watch

The Achievement domain measures performance on standardized assessments, including PSSA, Keystone Exams, ACCESS for ELLs, and reading assessments.

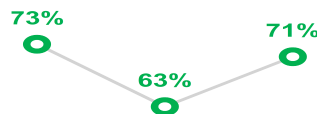


15th  
out of 80

3rd  
out of 24

## Progress: 71% Reinforce

The Progress domain measures growth on standardized assessments and progress towards graduation (for high schools only).

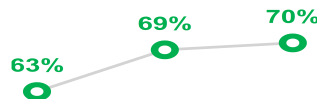


8th  
out of 82

4th  
out of 25

## Climate: 70% Reinforce

The Climate domain measures school climate and student and parent/guardian engagement.

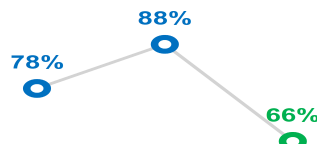


19th  
out of 80

5th  
out of 25

## College & Career: 66% Reinforce

The College & Career domain measures college and career readiness and post-secondary outcomes.



17th  
out of 76

5th  
out of 23

## Achievement

METRIC	METRIC SCORE	TIER	POINTS EARNED
Keystone Exam - Algebra I			
First-Time Pass Rate	56%	WATCH	2.69 out of 6
Re-test Pass Rate	36%	INTERVENE	0.60 out of 3
% Advanced	8%	WATCH	0.16 out of 0.5
Keystone Exam - Biology			
First-Time Pass Rate	27%	INTERVENE	0.53 out of 6
Re-test Pass Rate	28%	INTERVENE	0.30 out of 3
% Advanced	3%	INTERVENE	0.06 out of 0.5
Keystone Exam - Literature			
First-Time Pass Rate	71%	REINFORCE	3.83 out of 6
Re-test Pass Rate	65%	REINFORCE	1.70 out of 3
% Advanced	3%	INTERVENE	0.05 out of 0.5
Access for ELLs: % 4.5 or Above			INSUFFICIENT SAMPLE
<b>Achievement Total:</b>	<b>35%</b>	<b>WATCH</b>	<b>9.91</b> out of 28.5

## Progress

METRIC	METRIC SCORE	TIER	POINTS EARNED
Keystone Exam - Algebra I: Average Growth Index (AGI)	7.35	MODEL	6.50 out of 6.5
Keystone Exam - Biology: Average Growth Index (AGI)	-4.70	INTERVENE	0.00 out of 6.5
Keystone Exam - Literature: Average Growth Index (AGI)	7.53	MODEL	6.50 out of 6.5
% of On-Track Students Earning Credits Required For Promotion	97%	MODEL	7.16 out of 8
% of Off-Track Students Earning Five or More Credits			INSUFFICIENT SAMPLE
ACCESS for ELLs: % Growth in 75th Percentile or Above			INSUFFICIENT SAMPLE

## Progress, On Equity

Keystone Exam - Algebra I: AGI for Lowest-Performing 20% of Students	0.95	REINFORCE	0.98 out of 1.5
Keystone Exam - Biology: AGI for Lowest-Performing 20% of Students	-2.47	INTERVENE	0.00 out of 1.5
Keystone Exam - Literature: AGI for Lowest-Performing 20% of Students	1.97	MODEL	1.49 out of 1.5

**Progress Total:**

**71%**

**REINFORCE**

**22.62**  
out of 32

## Climate

METRIC	METRIC SCORE	TIER	POINTS EARNED
% of Students Attending 95% or More of Instructional Days	42%	WATCH	3.55 out of 8
Annual Retention Rate	92%	MODEL	6.00 out of 6
% of Students with Zero In-School Suspensions	100%	MODEL	0.50 out of 0.5
% of Students with Zero Out-of-School Suspensions	100%	MODEL	2.50 out of 2.5
Student Survey: School Climate Rating (% of students responding most positively)	65%	WATCH	0.30 out of 1
Parent Survey: School Climate Rating (% of parents responding most positively)	91%	MODEL	0.82 out of 1
Parent/Guardian Survey: Participation Rate	23%	WATCH	0.33 out of 1
<b>Climate Total:</b>	<b>70%</b>	<b>REINFORCE</b>	<b>14.00</b> out of 20

## College & Career

METRIC	METRIC SCORE	TIER	POINTS EARNED
Four-Year Cohort Graduation Rate	95%	MODEL	4.91 out of 6
First-Fall College Matriculation Rate	71%	MODEL	1.66 out of 2
AP & IB Exams Participation & Performance	1%	INTERVENE	0.00 out of 1
SAT & ACT Exams Participation & Performance	4%	INTERVENE	0.00 out of 1
FAFSA Completion Rate*			SEE NOTE FOR SY 2014-2015

**College & Career Total:**

**66%**

**REINFORCE**

**6.57**  
out of 10

\*Starting in School Year 2014-2015, FAFSA data transitioned from a Federal pilot program to the Pennsylvania Higher Education Assistance Agency (PHEAA). The data received could not be validated, and is therefore being suppressed for School Year 2014-2015.

## Educator Effectiveness

Teacher effectiveness measures are being described in the School Progress Report, but not included in the SPR rating, to share data we are gathering to monitor and support teacher practice. This information is also used to develop responsive and customized professional learning for teachers to ensure that all students have access to great teachers. Here are some important details to contextualize the teacher effectiveness data reported in the SPR.

- Teachers in a formal observation year who fail to receive a required observation receive a default observation score of 2 (Proficient) for any missing observation data, which may inflate the overall scores.
- Until district-wide, inter-rater reliability norming is held for all principals, observation scores may vary significantly across schools and observers. As a result, comparisons of scores between schools may not be meaningful.
- The district's observation tool evaluates 10 components of the Danielson Framework for Teaching. Therefore, comparing SDP's observation scores to scores evaluated against all 22 components of the Danielson Framework may not be meaningful.

### EDUCATOR EFFECTIVENESS INDICATORS

Percentage of Teachers Receiving an Effectiveness Rating of Distinguished (23 of 25 teachers in this school were in a formal observation year)	4%
Percentage of Teachers Receiving an Observation Score of Distinguished in Instruction (23 of 25 teachers in this school were in a formal observation year)	9%
Percentage of Teachers Attending 95% or More of Days	73%
Student Survey: Student Perception of Quality of Teacher Practice (% of students responding most positively)	50%