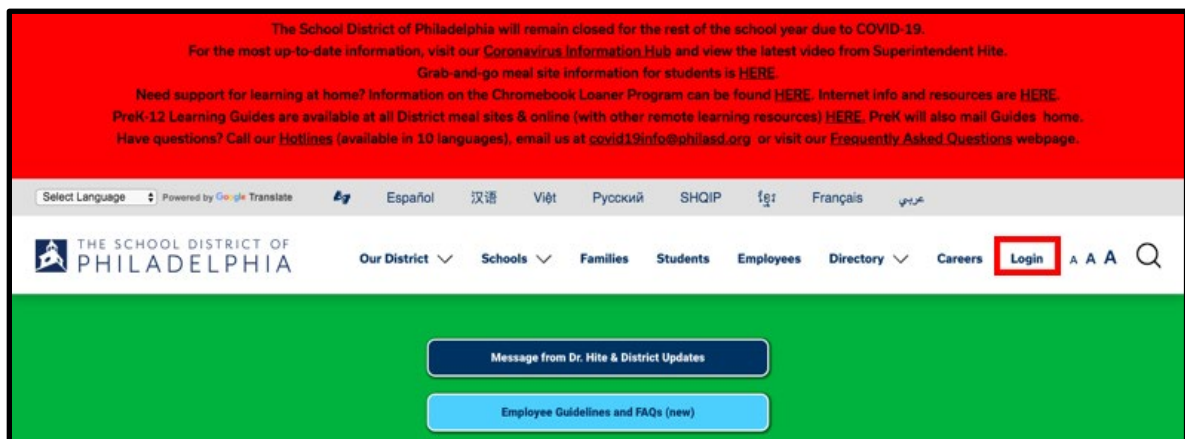


Просмотр табеля успеваемости на школьном портале

Доступ к школьному порталу

1. Перейдите на веб-сайт <http://www.philasd.org>. Найдите кнопку **Login** (войти) в правой части экрана под баннером с объявлением о COVID-19 в верхней части страницы.



2. Для подтверждения введите имя пользователя и пароль. Нажмите **Login** (войти).

Enter your Username and Password

Username:

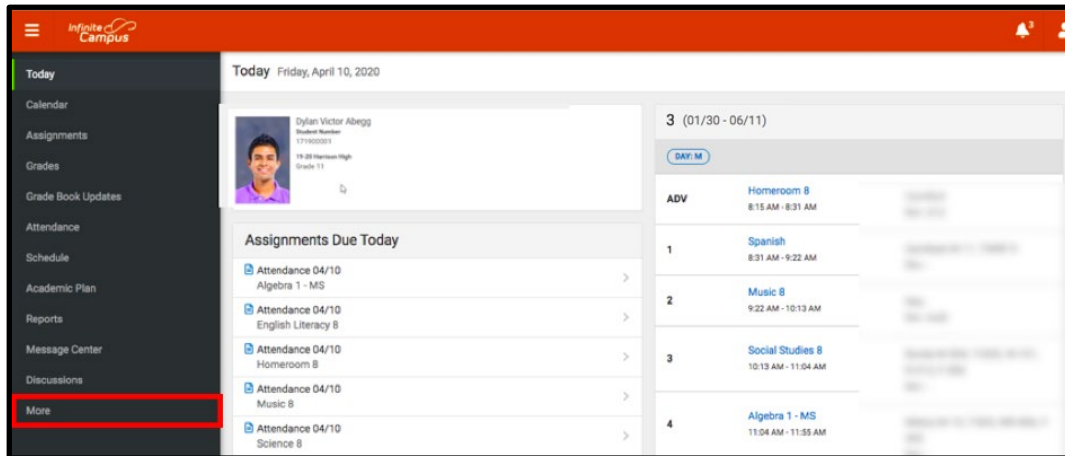
Password:

[Forgot Your Password?](#)

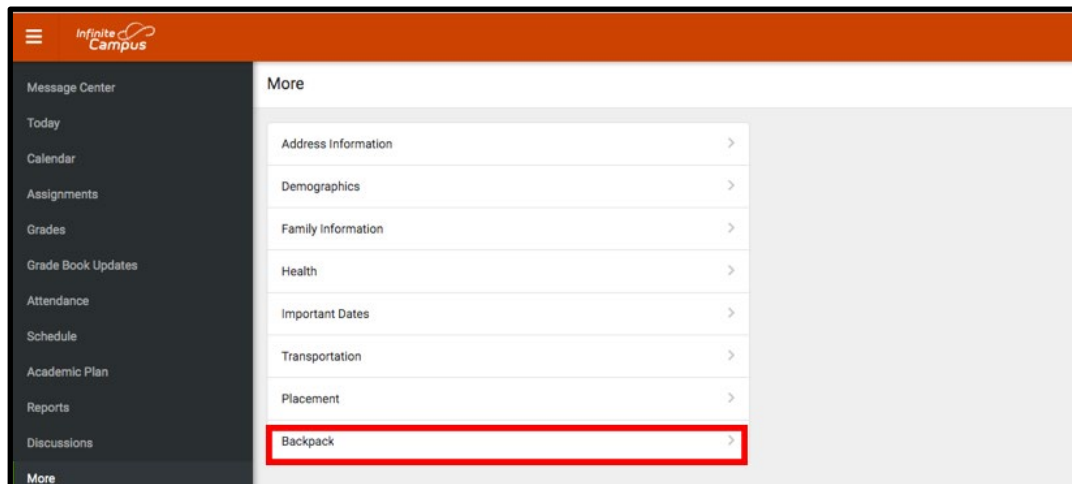
IT USE ONLY
Requested Service:

Доступ к таблице успеваемости


1. После входа в систему откройте **Campus Student** (учащийся кампуса). В левой части экрана в указателе по умолчанию будет использоваться инструмент **Today** (сегодня). Нажмите **More** (подробнее) в *Index* (указатель).



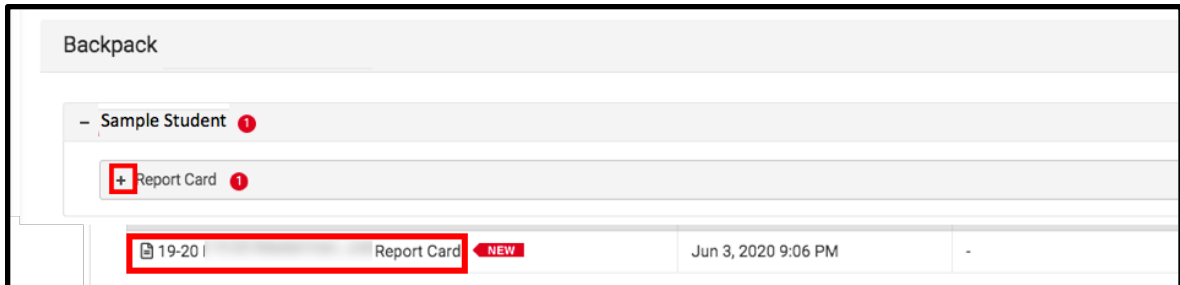
2. Загрузится инструмент **More** (подробнее). Нажмите последний инструмент в списке, *Backpack* (рюкзак).



3. На экране появится ваше имя, под которым затем вы увидите подзаголовок с надписью «*Report Card*» (табель успеваемости). Нажмите на значок плюса перед *Report Card* (табель успеваемости).



4. Вы увидите таблицу с тремя столбцами: *Document Name* (название документа), *Published Date* (дата публикации) и *Acknowledged* (подтверждено). В столбце *Document Name* (название документа) вы увидите документ под названием «19-20 (Insert School Name Here) Report Card» (табель успеваемости 19-20 (укажите название школы здесь)). Нажмите на этот документ, чтобы просмотреть таблицу успеваемости.



Примечание: Столбец *Published Date* (дата публикации) будет также содержать метку времени, указывающую, когда табель успеваемости был в последний раз создан системой. Столбец *Acknowledged* (подтверждено) в настоящее время округом не используется.

5. **Report Card** (табель успеваемости) будет сгенерирован в новом окне. В правом верхнем углу этого окна вы можете заметить следующие значки.
- **Значок полноэкранного экрана:** Значок со стрелками, указывающими в четырех разных направлениях, для перехода в полноэкранный режим.
 - **Значок печати:** Табель успеваемости можно сразу же вывести на печать, щелкнув этот значок.
 - **Значок загрузки:** Значок с изображением листа бумаги со стрелкой, направленной вниз, позволяет пользователю сохранить таблицу успеваемости.



Образцы таблиц успеваемости

Образец табеля успеваемости для старших классов

THE SCHOOL DISTRICT OF PHILADELPHIA																																																																																													
Term 4: 06/12/2020 - 06/12/2020																																																																																													
Subject/Teacher	Grades			Final Grade	Credit Earned	Comments	Period Outs	Late																																																																																					
	1st	2nd	3rd																																																																																										
English 1	93	85	88	89	1.0		0	2																																																																																					
World History	90	85	86	88	1.0		0	1																																																																																					
Algebra 1	93	86	89	90	1.0		0	1																																																																																					
Biology	90	80	90	86	1.0		0	0																																																																																					
Spanish 1	82	82	82	82	1.0		3	0																																																																																					
Visual Arts 1	98	95	90	97	1.0		0	2																																																																																					
Seminar Freshman	100	100		100	0.3		2	2																																																																																					
							<table border="1"> <thead> <tr> <th colspan="3">Grading Scale</th> </tr> </thead> <tbody> <tr> <td>A+ 100-97</td> <td>A 95-93</td> <td>A- 92-90</td> </tr> <tr> <td>B+ 89-87</td> <td>B 86-83</td> <td>B- 82-80</td> </tr> <tr> <td>C+ 79-77</td> <td>C 76-73</td> <td>C- 72-70</td> </tr> <tr> <td>D+ 69-67</td> <td>D 66-63</td> <td>D- 62-60</td> </tr> <tr> <td colspan="3">F - less than 60</td> </tr> <tr> <td>I - Incomplete</td> <td colspan="2">N/A - Not Scheduled</td> </tr> </tbody> </table>				Grading Scale			A+ 100-97	A 95-93	A- 92-90	B+ 89-87	B 86-83	B- 82-80	C+ 79-77	C 76-73	C- 72-70	D+ 69-67	D 66-63	D- 62-60	F - less than 60			I - Incomplete	N/A - Not Scheduled																																																															
Grading Scale																																																																																													
A+ 100-97	A 95-93	A- 92-90																																																																																											
B+ 89-87	B 86-83	B- 82-80																																																																																											
C+ 79-77	C 76-73	C- 72-70																																																																																											
D+ 69-67	D 66-63	D- 62-60																																																																																											
F - less than 60																																																																																													
I - Incomplete	N/A - Not Scheduled																																																																																												
<table border="1"> <thead> <tr> <th colspan="4">Attendance - Total Days YTD</th> </tr> </thead> <tbody> <tr> <td>47</td> <td>91</td> <td>160</td> <td>161</td> </tr> <tr> <td colspan="4">Days Present YTD</td> </tr> <tr> <td>47.0</td> <td>89.0</td> <td>120.0</td> <td></td> </tr> <tr> <td colspan="4">Days Absent YTD</td> </tr> <tr> <td>0.0</td> <td>1.0</td> <td>1.0</td> <td></td> </tr> <tr> <td colspan="4">Unexcused Absences (of Total)</td> </tr> <tr> <td>0.0</td> <td>0.0</td> <td>0.0</td> <td></td> </tr> <tr> <td colspan="4">Times Late YTD</td> </tr> <tr> <td>0.0</td> <td>0.0</td> <td>0.0</td> <td></td> </tr> </tbody> </table>							Attendance - Total Days YTD				47	91	160	161	Days Present YTD				47.0	89.0	120.0		Days Absent YTD				0.0	1.0	1.0		Unexcused Absences (of Total)				0.0	0.0	0.0		Times Late YTD				0.0	0.0	0.0																																																
Attendance - Total Days YTD																																																																																													
47	91	160	161																																																																																										
Days Present YTD																																																																																													
47.0	89.0	120.0																																																																																											
Days Absent YTD																																																																																													
0.0	1.0	1.0																																																																																											
Unexcused Absences (of Total)																																																																																													
0.0	0.0	0.0																																																																																											
Times Late YTD																																																																																													
0.0	0.0	0.0																																																																																											
<table border="1"> <thead> <tr> <th colspan="6">Progress Towards Graduation Requirements</th> </tr> </thead> <tbody> <tr> <th colspan="2">Cumulative GPA</th> <th>Category</th> <th>Earned</th> <th>Required</th> <th>Category</th> <th>Earned</th> <th>Required</th> <th colspan="3">Promotion Policy</th> </tr> <tr> <td>Weighted</td> <td></td> <td>English</td> <td>--</td> <td>4.00</td> <td>World Language</td> <td>--</td> <td>2.00</td> <td>Grade</td> <td colspan="2">Credits</td> </tr> <tr> <td>Unweighted</td> <td></td> <td>Social Studies</td> <td>--</td> <td>4.00</td> <td>Health</td> <td>--</td> <td>0.50</td> <td>9th</td> <td colspan="2">0-4.5</td> </tr> <tr> <td></td> <td></td> <td>Mathematics</td> <td>--</td> <td>3.00</td> <td>Physical Ed</td> <td>--</td> <td>1.00</td> <td>10th</td> <td colspan="2">5-10.5</td> </tr> <tr> <td></td> <td></td> <td>Science</td> <td>--</td> <td>3.00</td> <td>Arts / Humanities</td> <td>--</td> <td>2.00</td> <td>11th</td> <td colspan="2">11-17</td> </tr> <tr> <td></td> <td></td> <td>Math/Sci/AP/IB</td> <td>--</td> <td>1.00</td> <td>Electives</td> <td>--</td> <td>3.00</td> <td>12th</td> <td colspan="2">17.5+</td> </tr> <tr> <td></td> <td></td> <td></td> <td></td> <td></td> <td>Total</td> <td>--</td> <td>23.50</td> <td colspan="3"></td> </tr> </tbody> </table>											Progress Towards Graduation Requirements						Cumulative GPA		Category	Earned	Required	Category	Earned	Required	Promotion Policy			Weighted		English	--	4.00	World Language	--	2.00	Grade	Credits		Unweighted		Social Studies	--	4.00	Health	--	0.50	9th	0-4.5				Mathematics	--	3.00	Physical Ed	--	1.00	10th	5-10.5				Science	--	3.00	Arts / Humanities	--	2.00	11th	11-17				Math/Sci/AP/IB	--	1.00	Electives	--	3.00	12th	17.5+							Total	--	23.50			
Progress Towards Graduation Requirements																																																																																													
Cumulative GPA		Category	Earned	Required	Category	Earned	Required	Promotion Policy																																																																																					
Weighted		English	--	4.00	World Language	--	2.00	Grade	Credits																																																																																				
Unweighted		Social Studies	--	4.00	Health	--	0.50	9th	0-4.5																																																																																				
		Mathematics	--	3.00	Physical Ed	--	1.00	10th	5-10.5																																																																																				
		Science	--	3.00	Arts / Humanities	--	2.00	11th	11-17																																																																																				
		Math/Sci/AP/IB	--	1.00	Electives	--	3.00	12th	17.5+																																																																																				
					Total	--	23.50																																																																																						
<p>YTD - Year to Date NG - No Grade N/A - Not Scheduled</p>																																																																																													

Образец табеля успеваемости с 1-го по 8-й классы

THE SCHOOL DISTRICT OF PHILADELPHIA																																																							
School Year 2019-20: Final																																																							
Subject/Teacher	Grades			Final	Comments																																																		
	1st	2nd	3rd																																																				
Reading 4	A	A	A	A																																																			
Math 4	A	A	A	A																																																			
Social Studies 4	A	A	A	A																																																			
Mathematics 4	A	A	A	A																																																			
Science 4	A	B	B	B																																																			
Health 4	A	B	B	B																																																			
Physical Education 4	A	A	A	A																																																			
Visual Arts 4	A	A	A	A																																																			
Music 4	A	A	A	A																																																			
Digital Literacy & Tech 4	A	A	A	A																																																			
Instructional Reading Level - Target	4.2	4.5	4.7	--																																																			
Instructional Reading Level	4.2	4.7																																																					
<table border="1"> <thead> <tr> <th colspan="3">Attendance - Total Days YTD</th> </tr> </thead> <tbody> <tr> <td>47</td> <td>91</td> <td>160</td> </tr> <tr> <td colspan="3">Days Present YTD</td> </tr> <tr> <td>47.0</td> <td>91.0</td> <td>121.0</td> </tr> <tr> <td colspan="3">Days Absent YTD</td> </tr> <tr> <td>0.0</td> <td>0.0</td> <td>1.0</td> </tr> <tr> <td colspan="3">Unexcused Absences (of Total)</td> </tr> <tr> <td>0.0</td> <td>0.0</td> <td>1.0</td> </tr> <tr> <td colspan="3">Times Late YTD</td> </tr> <tr> <td>0.0</td> <td>4.0</td> <td>5.0</td> </tr> </tbody> </table>							Attendance - Total Days YTD			47	91	160	Days Present YTD			47.0	91.0	121.0	Days Absent YTD			0.0	0.0	1.0	Unexcused Absences (of Total)			0.0	0.0	1.0	Times Late YTD			0.0	4.0	5.0					<table border="1"> <thead> <tr> <th colspan="2">Grading Scale</th> </tr> </thead> <tbody> <tr> <td>A</td> <td>90-100</td> </tr> <tr> <td>B</td> <td>80-89</td> </tr> <tr> <td>C</td> <td>70-79</td> </tr> <tr> <td>D</td> <td>60-69</td> </tr> <tr> <td>F</td> <td>less than 60</td> </tr> </tbody> </table>			Grading Scale		A	90-100	B	80-89	C	70-79	D	60-69	F	less than 60
Attendance - Total Days YTD																																																							
47	91	160																																																					
Days Present YTD																																																							
47.0	91.0	121.0																																																					
Days Absent YTD																																																							
0.0	0.0	1.0																																																					
Unexcused Absences (of Total)																																																							
0.0	0.0	1.0																																																					
Times Late YTD																																																							
0.0	4.0	5.0																																																					
Grading Scale																																																							
A	90-100																																																						
B	80-89																																																						
C	70-79																																																						
D	60-69																																																						
F	less than 60																																																						
<p>YTD - Year to Date NG - No Grade N/A - Not Scheduled</p>																																																							

Образец табеля успеваемости для подготовительного (нулевого) класса начальной школы

THE SCHOOL DISTRICT OF PHILADELPHIA School Year 2019-20: Final						
Subject/Teacher	Grades				Final	Comments
	1st	2nd	3rd			
Visual Arts K	O	O	O		O	
Music K	O	O	O		O	
Digital Literacy & Tech K	O	O	O		O	
Health K	O	O	O		O	
Physical Education K	O	O	O		O	
Mathematics K	O	O	O		O	
Science K	O	S	S		S	
Social Studies K	S	S	S		S	
Stages of Writing - Target	1	2/3	4			
Stage of Writing	1	2				
Independent Reading Level - Target	PR	A	B			
Independent Reading Level	A	B	C			
Attendance - Total Days YTD	47	91	160			
Days Present YTD	46.0	89.5	120.5			
Days Absent YTD	1.0	1.5	1.5			
Unexcused Absences (of Total)	0.0	0.0	0.0			
Times Late YTD	2.0	3.0	3.0			
Teacher:						
Skills and Behaviors that Promote Learning				1st	2nd	3rd
accepts responsibility for choices and actions	N	S	S			
can work independently	S	O	O			
completes work on time	S	O	S			
demonstrates consistent effort	S	O	O			
handles conflict appropriately	S	S	S			
listens and follows directions	N	S	S			
makes appropriate movement between activities	N	S	N			
organizes self, materials, and belongings	S	O	O			
participates in group activities	S	S	N			
respects rights, diversity, feelings and property of others	S	S	O			
respects school environment and materials	S	O	O			
shows positive attitude towards learning	O	S	O			
strives for quality work	S	S	O			
works and plays cooperatively with others	N	S	S			
Kindergarten Standards Rubric						
O - Outstanding S - Satisfactory N - Needs Improvement						
NG - No Grade N/A - Not Scheduled						
YTD - Year to Date						
Concepts of Print				1st	2nd	3rd
demonstrates comprehension of read aloud stories	S	O	O			
identifies lower case letters	O	O	O			
identifies rhyming words	NG	NG	O			
identifies upper case letters	NG	O				
knows print contains a message	S	S	O			
matches sounds to letters	O	O	O			
understands the difference between a letter and a word	S	O	O			
understands the difference between fact and fantasy	NG	O	S			
Listening Behaviors				1st	2nd	3rd
exhibits appropriate listening behaviors for conversations and group settings	N	S				
listens for meaning in stories, discussions, and conversations	N	S	O			
Speaking Behaviors				1st	2nd	3rd
conveys ideas in discussions clearly and accurately	S	O	O			
uses language for a variety of purposes such as describing, story retelling, explaining and conversing	S	O	O			